

Gyproc® JOINTING

Jointing-Filler-Finishing



Jointing-Filler-Finishing

Gyproc® JOINTING is a specially formulated plaster for jointing gypsum boards, hiding screws and nail heads, repairing cracks and preparing lining surface before paintings or decorations. Suitable for interior finishing where surfaces are free from water and away from any high humidity conditions.

Special Properties



Special Formula & Easy to Mix

Only clean water needs to be added to prepare it for use. Mixing can be done manually or with mechanical tools.



No Cracking & Low Shrinkage

Manufactured from high quality raw material, Gyproc® JOINTING provides smooth, continuous, crack-free lining surface ready for final decorations.



Easy to Work with

Extra-fine compound makes application easy.



Excellent Adhesion

Plastering can be applied on different surfaces (Jointing Tape, Metal Angle Bead, Super Bead or Edge Bead).

Specification of Gyproc® JOINTING

For jointing of internal drywall and concealed ceiling, apply Gyproc® JOINTING (produced in accordance to EN 13963) on gypsum board surfaces. Follow manufacturer's instructions for preparation and application.



Gyproc® JOINTING	Original Formula	Longer Working Time Formula
Working Time	60 minutes	90 minutes
Bag Size	25 kg / bag	
Mixing Ratio (Compound : Water)	2.5 - 3 : 1	
Approximated Coverage per Bag	70 sq.m / 25 kg	
Storage Method	Keep in a dry place and do not expose to direct sunlight	
Product's Shelf Life	8 months	
Product Standard	EN 13963	



Preparation



Mix Gyproc® JOINTING with clean water using the following proportion 2.5 - 3 : 1 (compound : water).

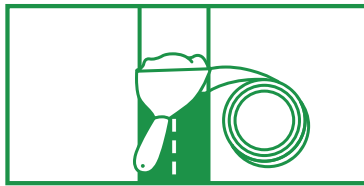


Leave to soak for 2 - 3 minutes.

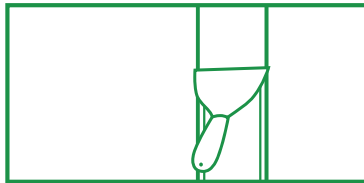


Mix thoroughly until it becomes a homogeneous paste

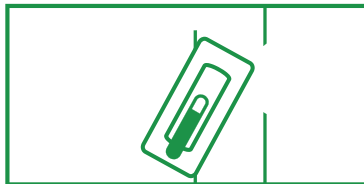
Application



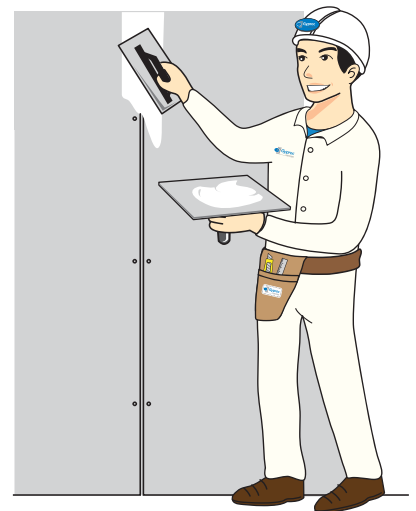
Apply Gyproc® JOINTING to fill the gap between boards, then bed jointing tape firmly into the jointing compound. Run a trowel progressively down the filled joint. Applying sufficient pressure to bed in the tape.



Trowel applies a second coat of Gyproc® JOINTING to fill the taper. To achieve a smooth surface, use of tapered edge plasterboard is recommended. Remove any surplus filler and leave it to set.



Trowel applies final coat of Gyproc® JOINTING then allow the joint treatment to dry. Lightly sand to remove any minor imperfections.



*Before using this compound, please read the recommendations on health and safety labeled on the bag.

SAINT-GOBAIN

Written enquiries should be addressed to:
Thai Gypsum Products Pcl.
 Gypsum Metropolitan Tower
 539/2 Si Ayutthaya Road,
 Ratchathewi, Bangkok 10400
 Thailand
 Tel: +66 2 640-8600

Technical Support
 Tel: +66 2 640-8787

Customer Service Centre
 Tel: +66 2 640-8700
 Fax: +66 2 640-8770
 E-mail : export.tgp@saint-gobain.com
www.gyproc.co.th

VERSION : 07/2017



www.gyproc.co.th



Gyproc Thailand